

# Thermal Window Systems

## System Features

- Thermal Break Aluminum Main Frame
- 5/8" Clear Insulated Glass
- Self Flashing/Self Framing
- Optional Preassembled Steel Subframe System (Universal Fins)
- Head, Sill & Fins Factory Applied
- Hinged Sill Leg
- Bronze & White Paint Finish
- Custom Sizes & Styles
- Windows can be Mullered Together for Window Banks
- Numerous Glazing Options (Tinting/Tempering)

**DBP** Dominion  
Building Products

**ASSA ABLOY**

ASSA ABLOY, the global leader  
in door opening solutions

# The Right Choice

The first metal building window system designed for extreme temperature conditions. The thermal break frame and insulated glass helps to keep interior room temperatures even regardless of outside temperature. This thermal window is self-flashing/self-framing for installation convenience, and can be coupled with a preassembled steel subframe system for added strength, rigidity, and labor saving installation benefits.



## Polyurethane

The polyurethane thermal barrier in the main frame prevents conductivity of hot or cold temperature from the climate outside to the inside of the building.

## Window Units

Sizes listed below are available for immediate delivery. Window units can be mulled together either horizontally or vertically.

Colors: [White](#) & [Bronze](#)



### Horizontal Sliding

Sizes available:

**3030 6030**  
**4030 4040**  
**5030**



### Fixed Picture

Sizes available:

**4040**  
**5040**  
**2060**



### Fixed/Project-In

Sizes available:

**3040**

## Notes

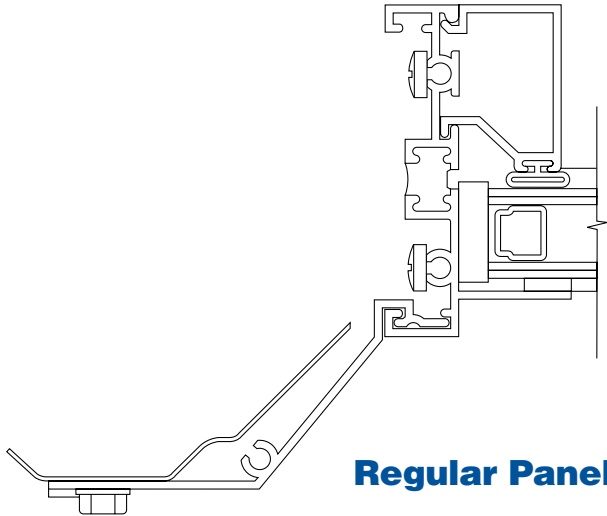
All window examples shown on this page are standard sizes. Special sizes available on request. Not all sizes available at all locations.

## Mounting Option 1 - Self Framing

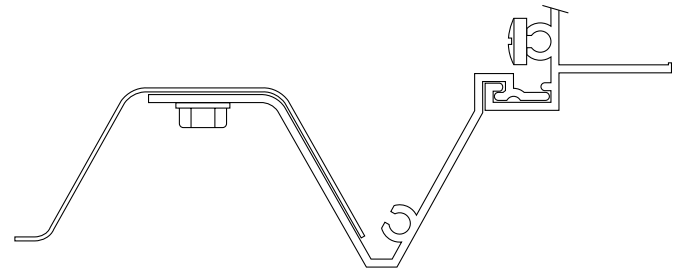
Self framing windows are available with two styles of jamb fins to match the wall panel type:

1. Regular Jamb Fin
2. Architectural Jamb Fin

*Minimum Panel Cut-Out Width  
Nominal Width - 3.375*



*Minimum Panel Cut-Out Width  
Nominal Width - 2.250*



### The Right Size

Self framing windows must be installed on 12" centers.

## Mounting Option 2 - Steel Subframe

All windows can be factory mounted inside a 16 gauge galvanized subframe system to provide for a solid foundation.

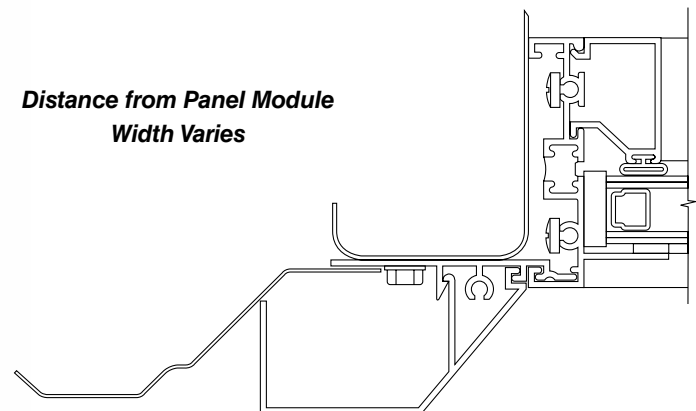
Similar to Preassembled doors, the installation can be completed in 20-30 minutes. The subframe also allows for a nice surface to work with for interior liner panels.

Windows mounted in the subframe will be shipped with the "Universal Jamb Fin" which allows the window unit to be installed anywhere along the wall panel as it can accommodate the high or low side of that panel.



*Frame Dimension Width  
Nominal Width - 3.812*

*Distance from Panel Module  
Width Varies*



### The Right Size

There is no need to be concerned about installing the windows on 12" centers.

## Factory Applied Trim Fins

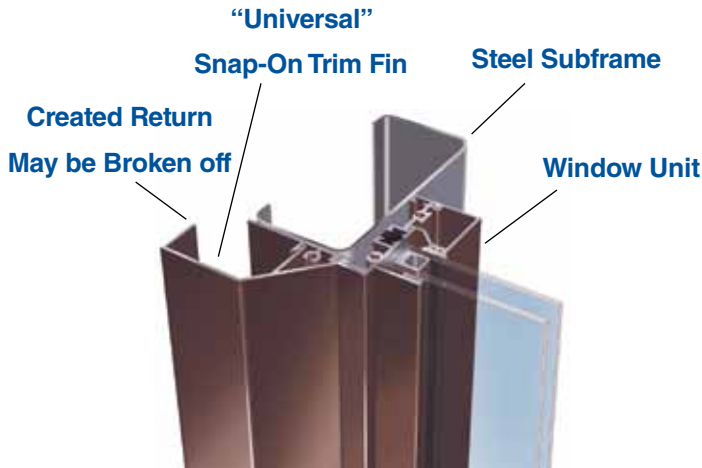


**Standard Wall  
Panel Fin**



**Architectural  
Wall Panel Fin**

## Factory Mounted Steel Subframe System



This unit is factory preassembled in the steel subframing and installed before the wall panels. The steel subframe and universal trim fin allows the window to be set anywhere on the wall panel. It provides a level of flexibility that no other window can provide.

Whatever the size, style or glazing option you require, Dominion windows can satisfy all of your office or warehouse window needs. We can help you build a complete window program. From a more economical non thermal window to the value added thermal window with optional steel subframing including quick ship capabilities from multiple service centers across the country. **Only from Dominion.**

### Choose the thermal window

- Varying climate that may reach freezing temperatures
- Window location is in office area
- Use with steel subframe system
- Need to meet certain window specifications
- Emphasis on strength and rigidity
- Window location may not fall directly on 12" centers

**Ask your Dominion Representative for more information on how we can build a door, hardware and window program to fit your needs.**

**Houston, TX**

**Moody, AL**

**Pomona, CA**

**Elkhart, IN**

[www.dominionproducts.com](http://www.dominionproducts.com)

**800-826-2617**

[info@dominionproducts.com](mailto:info@dominionproducts.com)



**ASSA ABLOY**

ASSA ABLOY, the global leader  
in door opening solutions